



Activate your benefits in three easy steps



Your personalized account on EquitableHealth.ca gives you secure, 24/7 access to your benefits.

Activate your account to:

- Submit claims electronically for faster claim payments
- Get quicker claim updates with email notifications
- Get claim payments deposited directly to your bank account
- Check the status of your claims and view your claims history
- Review your coverage details
- View your group benefits plan booklet and benefits card
- Access helpful health and wellness resources

It's simple and takes less than two minutes:

1. Visit EquitableHealth.ca and click [Activate account](#).
2. Select [Plan Member](#) and enter the information requested, including your Policy and Certificate number found in your welcome email or letter.
3. Accept the Terms and Conditions and click [Activate](#).

Once you've activated your account, you're just a few short steps away from submitting claims electronically.

Sign up for email notifications and direct deposit

Start by signing up for email notifications and direct deposit. You'll get claim updates sooner in your email inbox and claim payments right into your bank account. We recommend checking annually to make sure your email address is correct and up-to-date.

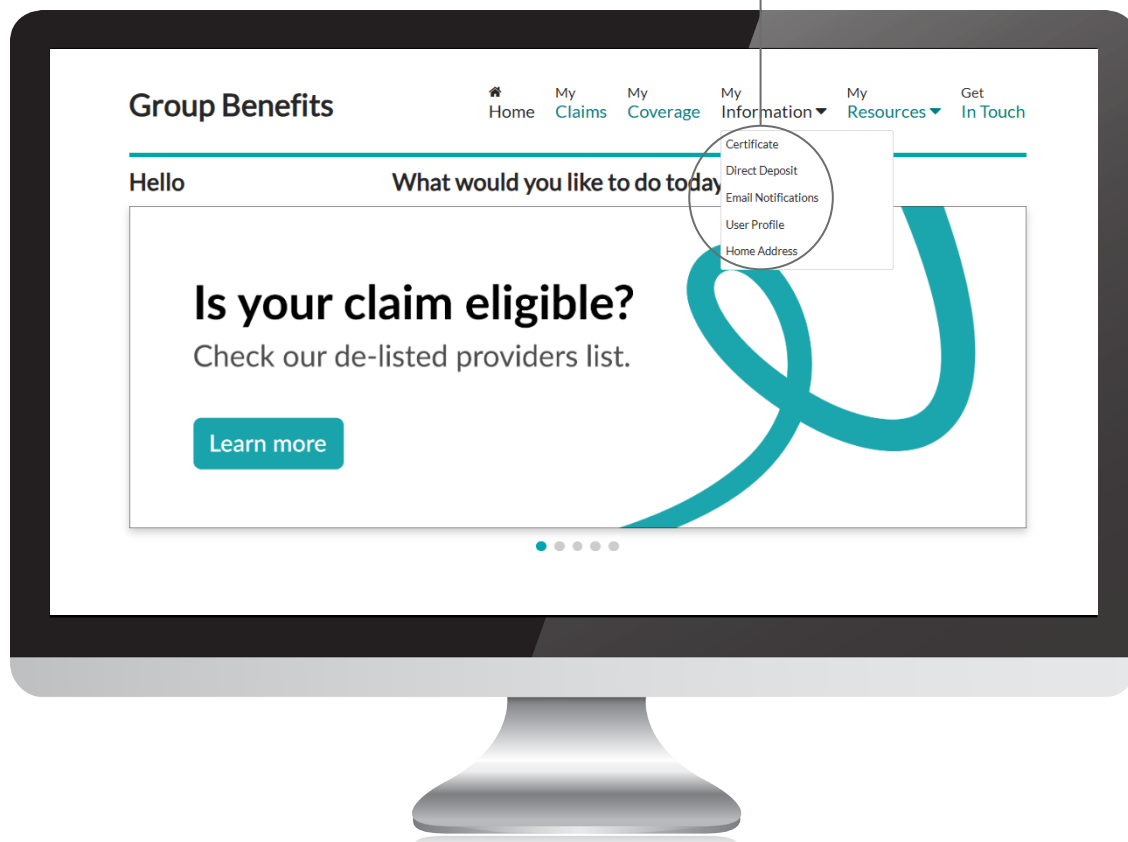
It's easy. Here's how:

Email notifications:

1. Click [My Information](#) and select [Email Notifications](#).
2. Enter your email address and click [Save](#).

Direct deposit:

1. Click [My Information](#) and select [Direct Deposit](#).
2. Enter your banking information and click [Save](#).



Not sure about your banking info?
You can find it on your cheques:

⑈12345
Transit Number

⋈012⋈
Bank Number

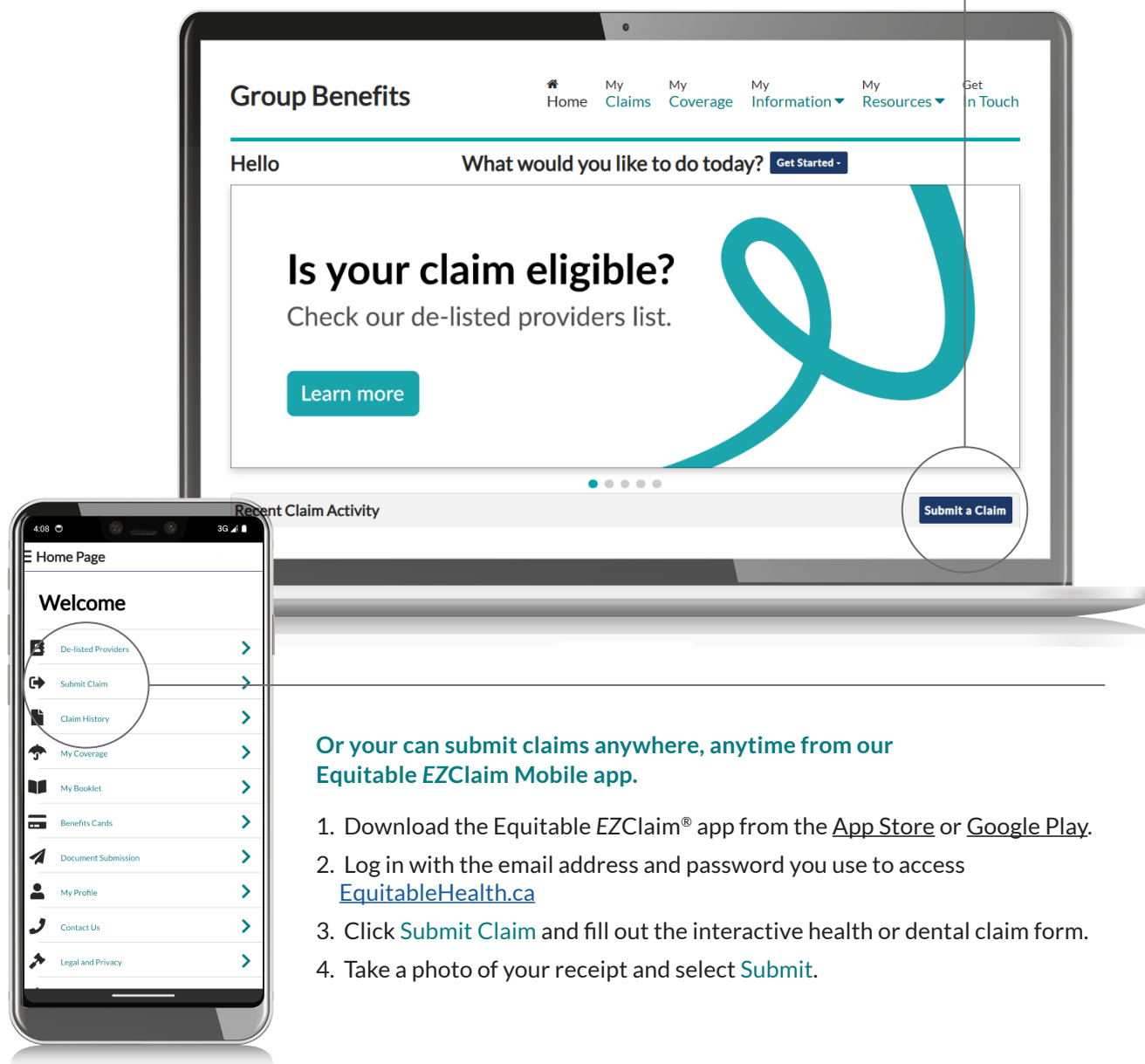
1234⋈56789
Account Number

Submit claims electronically for faster claim payments

Submitting health and dental claims is fast, easy and secure.

Here's how:

1. Log in to EquitableHealth.ca and click [Submit a Claim](#).
2. Fill out the interactive health or dental claim form.
3. Attach your receipt and click [Submit](#).



Or you can submit claims anywhere, anytime from our Equitable EZClaim Mobile app.

1. Download the Equitable EZClaim® app from the [App Store](#) or [Google Play](#).
2. Log in with the email address and password you use to access EquitableHealth.ca
3. Click [Submit Claim](#) and fill out the interactive health or dental claim form.
4. Take a photo of your receipt and select [Submit](#).

Your benefits at your fingertips

EquitableHealth.ca

View coverage details and claim limits at a glance

Update your email, password and banking details

Submit a claim and view claims history

Submit forms and documents online

Quickly navigate to commonly used features

View claims history and explanation of benefits

Get announcements, tips and reminders

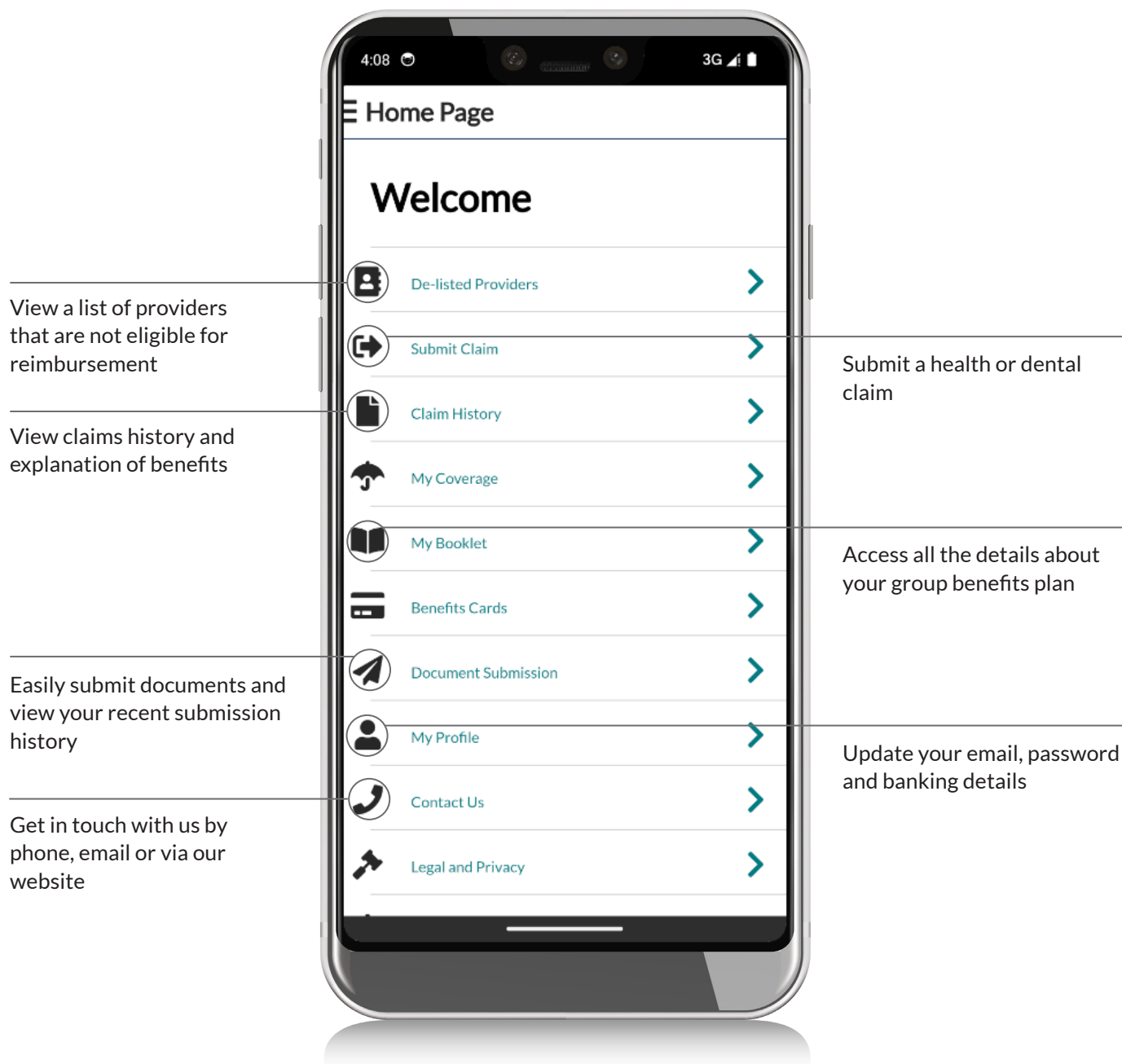
Access health and wellness resources

Quickly access helpful documents and information



Your benefits at your fingertips

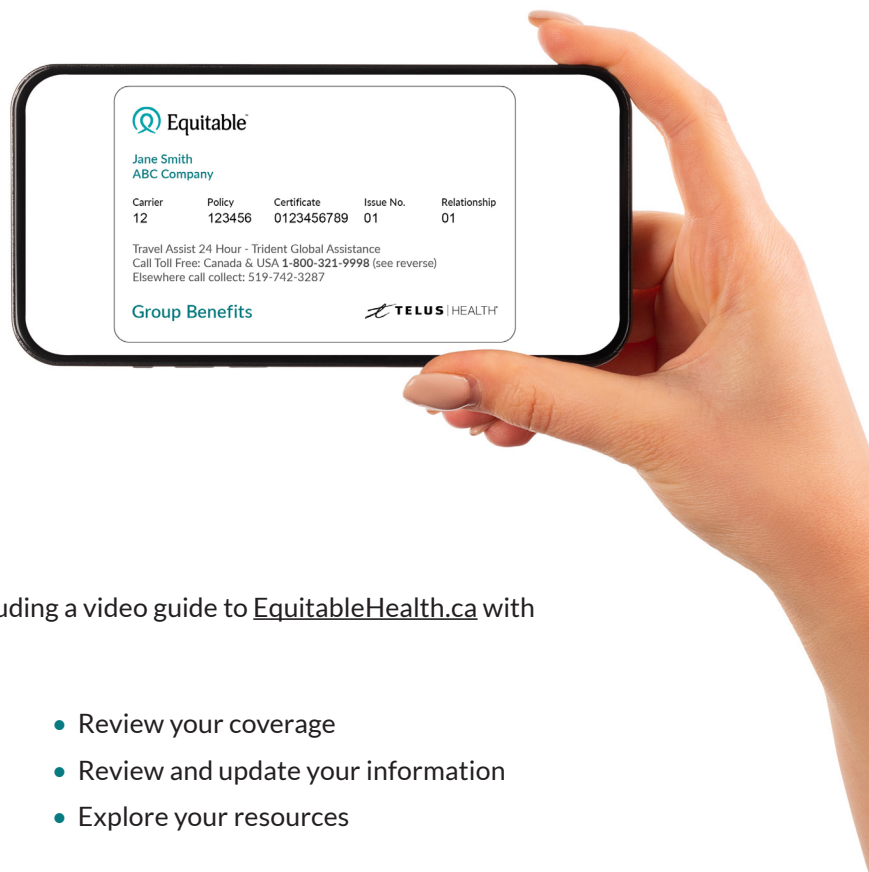
EZClaim Mobile



Access your benefits card on your smartphone

No more digging through your wallet when you visit your dentist or pharmacist. You can display your benefits card on your mobile device with the Equitable EZClaim mobile app to easily provide coverage details to health providers.

For added convenience, you have the option to view your benefits card without signing into the EZClaim app. This allows for easy access whenever you need to provide your coverage information.



Need help?

Visit equitable.ca/go/digital for more information, including a video guide to EquitableHealth.ca with step-by-step instructions on how to:

- Activate your group benefits account and log in
- Enter your banking information
- Submit and review claims
- Review your coverage
- Review and update your information
- Explore your resources

Or give us a call at **1 800 265 4556** and select the option for web support. We would be happy to help you activate these services over the phone.